




A'mari Smith's Home Learning Code

1. Go to <https://app.seesaw.me> on a computer. Or install the Seesaw **Class App** on an iOS or Android device.



2. Choose "I'm a Student".



3. Scan this code using Seesaw's built-in QR code scanner. Or type in these letters to access your Seesaw account: **VIOX UFEW LRLQ KDRY**



Ask your teacher for a new code after November 24, 2021.

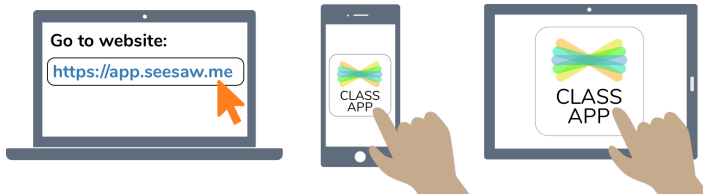
This code is a password. If you have this code, you can access this account. Do not post codes on social media or in any publicly accessible place on the Internet!

Ver las instrucciones en español en: <https://web.seesaw.me/espanol>




Akemi Love's Home Learning Code

1. Go to <https://app.seesaw.me> on a computer. Or install the Seesaw **Class App** on an iOS or Android device.



2. Choose "I'm a Student".



3. Scan this code using Seesaw's built-in QR code scanner. Or type in these letters to access your Seesaw account: **BLQC AEPP HDKS SDNH**



Ask your teacher for a new code after November 24, 2021.

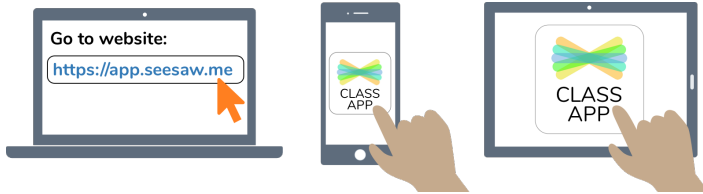
This code is a password. If you have this code, you can access this account. Do not post codes on social media or in any publicly accessible place on the Internet!

Ver las instrucciones en español en: <https://web.seesaw.me/espanol>




Averie Perez's Home Learning Code

1. Go to <https://app.seesaw.me> on a computer. Or install the Seesaw **Class App** on an iOS or Android device.



2. Choose "I'm a Student".



3. Scan this code using Seesaw's built-in QR code scanner. Or type in these letters to access your Seesaw account: **ZGNJ BGBA FELE WGWD**



Ask your teacher for a new code after November 24, 2021.

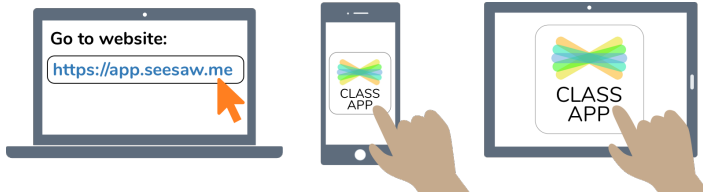
This code is a password. If you have this code, you can access this account. Do not post codes on social media or in any publicly accessible place on the Internet!

Ver las instrucciones en español en: <https://web.seesaw.me/espanol>




Braiden Wright's Home Learning Code

1. Go to <https://app.seesaw.me> on a computer. Or install the Seesaw **Class App** on an iOS or Android device.



2. Choose "I'm a Student".



3. Scan this code using Seesaw's built-in QR code scanner. Or type in these letters to access your Seesaw account: **VHNJ YIMR HTPM YYFU**



Ask your teacher for a new code after November 24, 2021.

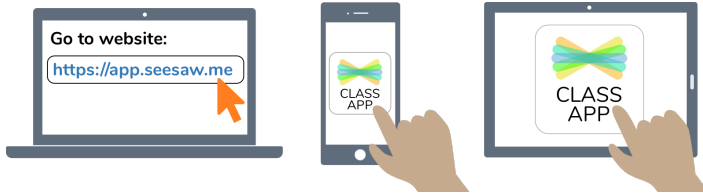
This code is a password. If you have this code, you can access this account. Do not post codes on social media or in any publicly accessible place on the Internet!

Ver las instrucciones en español en: <https://web.seesaw.me/espanol>




Chayse Powell's Home Learning Code


1. Go to <https://app.seesaw.me> on a computer. Or install the Seesaw **Class App** on an iOS or Android device.



2. Choose "I'm a Student".



3. Scan this code using Seesaw's built-in QR code scanner. Or type in these letters to access your Seesaw account: **QZHY WUED ZVLG DMDT**



Ask your teacher for a new code after November 24, 2021.

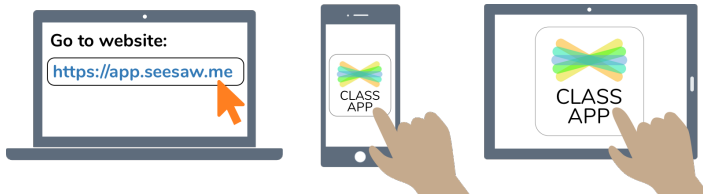
This code is a password. If you have this code, you can access this account. Do not post codes on social media or in any publicly accessible place on the Internet!

Ver las instrucciones en español en: <https://web.seesaw.me/espanol>




Chloe' Powers's Home Learning Code

1. Go to <https://app.seesaw.me> on a computer. Or install the Seesaw **Class App** on an iOS or Android device.



2. Choose "I'm a Student".



3. Scan this code using Seesaw's built-in QR code scanner. Or type in these letters to access your Seesaw account: **HDUZ SSVV PIHX NQQY**



Ask your teacher for a new code after November 24, 2021.

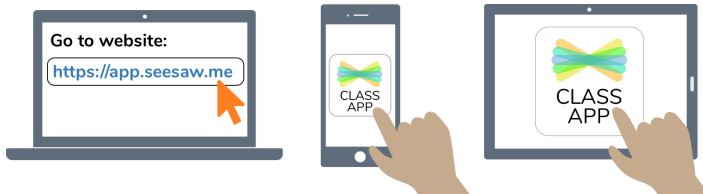
This code is a password. If you have this code, you can access this account. Do not post codes on social media or in any publicly accessible place on the Internet!

Ver las instrucciones en español en: <https://web.seesaw.me/espanol>




Chrystale Renaud's Home Learning Code

1. Go to <https://app.seesaw.me> on a computer. Or install the Seesaw **Class App** on an iOS or Android device.



2. Choose "I'm a Student".



3. Scan this code using Seesaw's built-in QR code scanner. Or type in these letters to access your Seesaw account: **WOWO LQGQ SJWW XYDB**



Ask your teacher for a new code after November 24, 2021.

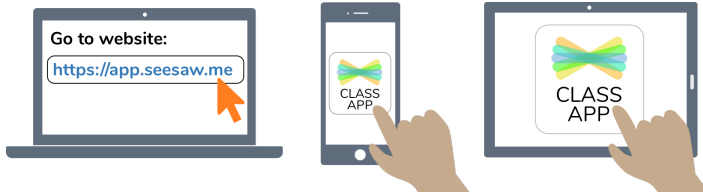
This code is a password. If you have this code, you can access this account. Do not post codes on social media or in any publicly accessible place on the Internet!

Ver las instrucciones en español en: <https://web.seesaw.me/espanol>




DeSean Middlebrooks's Home Learning Code

1. Go to <https://app.seesaw.me> on a computer. Or install the Seesaw **Class App** on an iOS or Android device.



2. Choose "I'm a Student".



3. Scan this code using Seesaw's built-in QR code scanner. Or type in these letters to access your Seesaw account: **TPME NMLT BSHM PTLR**



Ask your teacher for a new code after November 24, 2021.

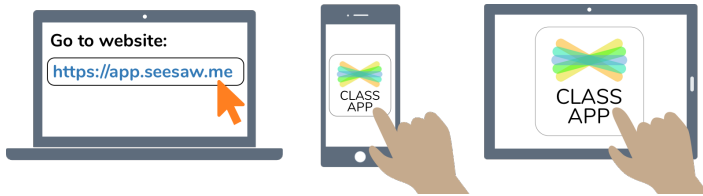
This code is a password. If you have this code, you can access this account. Do not post codes on social media or in any publicly accessible place on the Internet!

Ver las instrucciones en español en: <https://web.seesaw.me/espanol>




Dejavue Irvin's Home Learning Code

1. Go to <https://app.seesaw.me> on a computer. Or install the Seesaw **Class App** on an iOS or Android device.



2. Choose "I'm a Student".



3. Scan this code using Seesaw's built-in QR code scanner. Or type in these letters to access your Seesaw account: **ZGET FJHE UDEK RONF**



Ask your teacher for a new code after November 24, 2021.

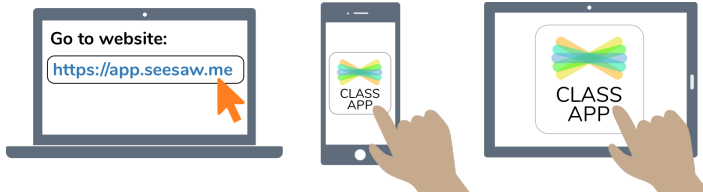
This code is a password. If you have this code, you can access this account. Do not post codes on social media or in any publicly accessible place on the Internet!

Ver las instrucciones en español en: <https://web.seesaw.me/espanol>




Devonta' Lyons's Home Learning Code

1. Go to <https://app.seesaw.me> on a computer. Or install the Seesaw **Class App** on an iOS or Android device.



2. Choose "I'm a Student".



3. Scan this code using Seesaw's built-in QR code scanner. Or type in these letters to access your Seesaw account: **SOZP VJVH IJRG ESLV**



Ask your teacher for a new code after November 24, 2021.

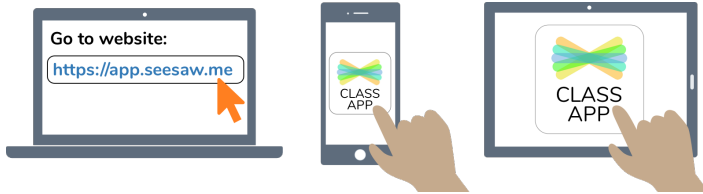
This code is a password. If you have this code, you can access this account. Do not post codes on social media or in any publicly accessible place on the Internet!

Ver las instrucciones en español en: <https://web.seesaw.me/espanol>




Dior Lewis-Payne's Home Learning Code

1. Go to <https://app.seesaw.me> on a computer. Or install the Seesaw **Class App** on an iOS or Android device.



2. Choose "I'm a Student".



3. Scan this code using Seesaw's built-in QR code scanner. Or type in these letters to access your Seesaw account: **PIHI QNVB YQPH WUXR**



Ask your teacher for a new code after November 24, 2021.

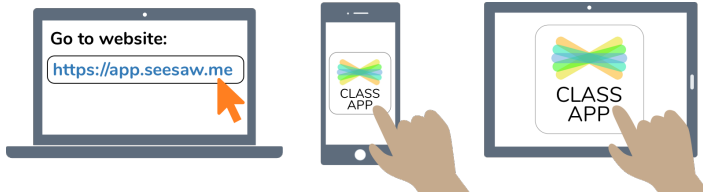
This code is a password. If you have this code, you can access this account. Do not post codes on social media or in any publicly accessible place on the Internet!

Ver las instrucciones en español en: <https://web.seesaw.me/espanol>




Ethan Robinson's Home Learning Code

1. Go to <https://app.seesaw.me> on a computer. Or install the Seesaw **Class App** on an iOS or Android device.



2. Choose "I'm a Student".



3. Scan this code using Seesaw's built-in QR code scanner. Or type in these letters to access your Seesaw account: **JFRC IWSH SUZK KQEQ**



Ask your teacher for a new code after November 24, 2021.

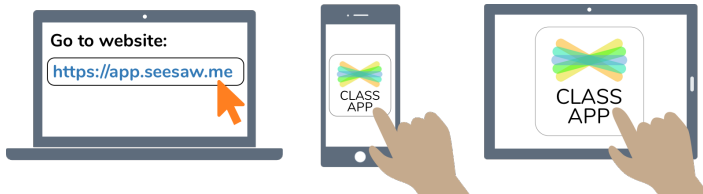
This code is a password. If you have this code, you can access this account. Do not post codes on social media or in any publicly accessible place on the Internet!

Ver las instrucciones en español en: <https://web.seesaw.me/espanol>




Heaven Trombley's Home Learning Code


1. Go to <https://app.seesaw.me> on a computer. Or install the Seesaw **Class** App on an iOS or Android device.



2. Choose "I'm a Student".



3. Scan this code using Seesaw's built-in QR code scanner. Or type in these letters to access your Seesaw account: **VNNX YXXN CCSQ LVTU**



Ask your teacher for a new code after November 24, 2021.

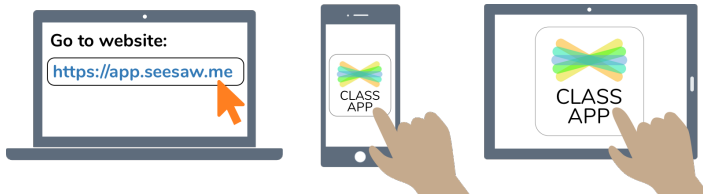
This code is a password. If you have this code, you can access this account. Do not post codes on social media or in any publicly accessible place on the Internet!

Ver las instrucciones en español en: <https://web.seesaw.me/espanol>

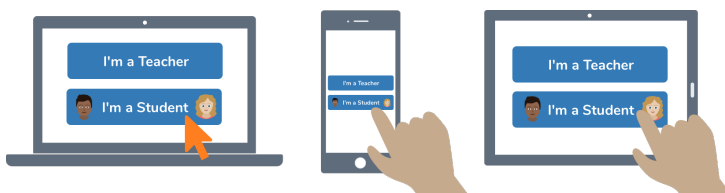


Jamar Fane's Home Learning Code

1. Go to <https://app.seesaw.me> on a computer. Or install the Seesaw **Class App** on an iOS or Android device.



2. Choose "I'm a Student".



3. Scan this code using Seesaw's built-in QR code scanner. Or type in these letters to access your Seesaw account: **KZHE UNFP DFDK QAAZ**



Ask your teacher for a new code after November 24, 2021.

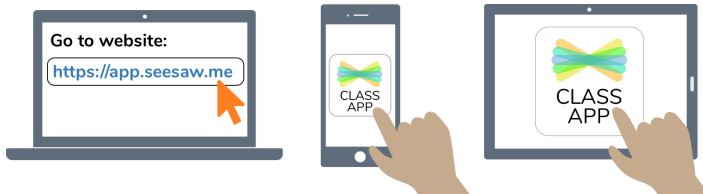
This code is a password. If you have this code, you can access this account. Do not post codes on social media or in any publicly accessible place on the Internet!

Ver las instrucciones en español en: <https://web.seesaw.me/espanol>

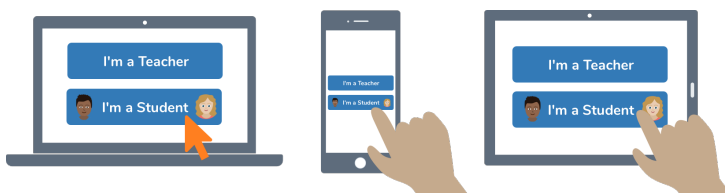


Jorden Ingram's Home Learning Code

1. Go to <https://app.seesaw.me> on a computer. Or install the Seesaw **Class App** on an iOS or Android device.



2. Choose "I'm a Student".



3. Scan this code using Seesaw's built-in QR code scanner. Or type in these letters to access your Seesaw account: **DUJO TYUP DLYV VCIB**



Ask your teacher for a new code after November 24, 2021.

This code is a password. If you have this code, you can access this account. Do not post codes on social media or in any publicly accessible place on the Internet!

Ver las instrucciones en español en: <https://web.seesaw.me/espanol>

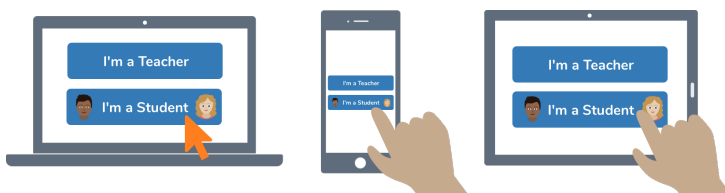


Kahlia Murray's Home Learning Code

1. Go to <https://app.seesaw.me> on a computer. Or install the Seesaw **Class App** on an iOS or Android device.



2. Choose "I'm a Student".



3. Scan this code using Seesaw's built-in QR code scanner. Or type in these letters to access your Seesaw account: **UAUC DWSD YHSN YTXW**



Ask your teacher for a new code after November 24, 2021.

This code is a password. If you have this code, you can access this account. Do not post codes on social media or in any publicly accessible place on the Internet!

Ver las instrucciones en español en: <https://web.seesaw.me/espanol>




Lenora Olin's Home Learning Code

1. Go to <https://app.seesaw.me> on a computer. Or install the Seesaw **Class App** on an iOS or Android device.



2. Choose "I'm a Student".



3. Scan this code using Seesaw's built-in QR code scanner. Or type in these letters to access your Seesaw account: **AVJV UVLZ VNWZ RHGV**



Ask your teacher for a new code after November 24, 2021.

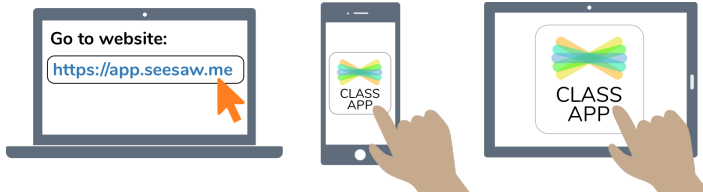
This code is a password. If you have this code, you can access this account. Do not post codes on social media or in any publicly accessible place on the Internet!

Ver las instrucciones en español en: <https://web.seesaw.me/espanol>




Mya Gray's Home Learning Code

1. Go to <https://app.seesaw.me> on a computer. Or install the Seesaw **Class App** on an iOS or Android device.



2. Choose "I'm a Student".



3. Scan this code using Seesaw's built-in QR code scanner. Or type in these letters to access your Seesaw account: **DGSR UGWM ZGQW ZMBN**



Ask your teacher for a new code after November 24, 2021.

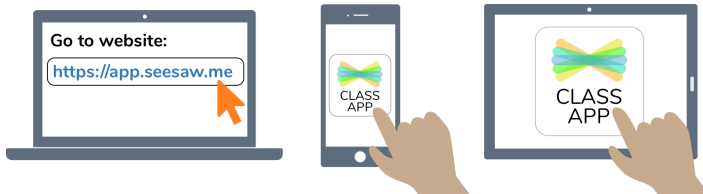
This code is a password. If you have this code, you can access this account. Do not post codes on social media or in any publicly accessible place on the Internet!

Ver las instrucciones en español en: <https://web.seesaw.me/espanol>

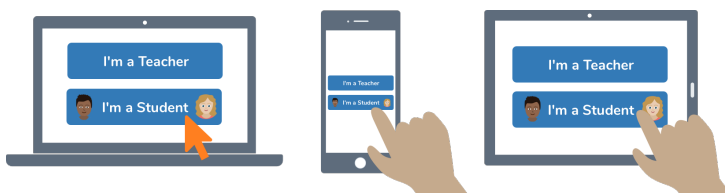


Na'Keidra Turner-Mayes's Home Learning Code

1. Go to <https://app.seesaw.me> on a computer. Or install the Seesaw **Class App** on an iOS or Android device.



2. Choose "I'm a Student".



3. Scan this code using Seesaw's built-in QR code scanner. Or type in these letters to access your Seesaw account: **QYDQ YDMW ZUDU UQEO**



Ask your teacher for a new code after November 24, 2021.

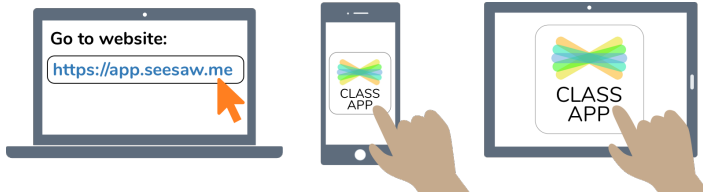
This code is a password. If you have this code, you can access this account. Do not post codes on social media or in any publicly accessible place on the Internet!

Ver las instrucciones en español en: <https://web.seesaw.me/espanol>




Nevaeh Mosby's Home Learning Code

1. Go to <https://app.seesaw.me> on a computer. Or install the Seesaw **Class App** on an iOS or Android device.



2. Choose "I'm a Student".



3. Scan this code using Seesaw's built-in QR code scanner. Or type in these letters to access your Seesaw account: **RLJW LTZP FIRD RAFJ**



Ask your teacher for a new code after November 24, 2021.

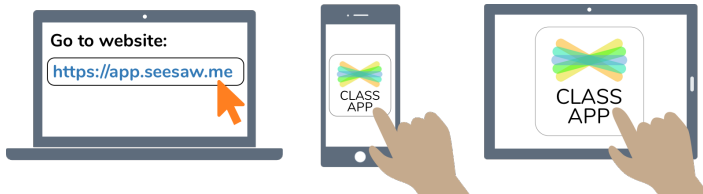
This code is a password. If you have this code, you can access this account. Do not post codes on social media or in any publicly accessible place on the Internet!

Ver las instrucciones en español en: <https://web.seesaw.me/espanol>




Rafael Braggs's Home Learning Code


1. Go to <https://app.seesaw.me> on a computer. Or install the Seesaw **Class App** on an iOS or Android device.



2. Choose "I'm a Student".



3. Scan this code using Seesaw's built-in QR code scanner. Or type in these letters to access your Seesaw account: **QTCF BMKL CXAF GMOI**



Ask your teacher for a new code after November 24, 2021.

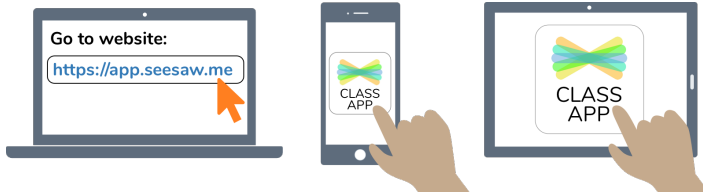
This code is a password. If you have this code, you can access this account. Do not post codes on social media or in any publicly accessible place on the Internet!

Ver las instrucciones en español en: <https://web.seesaw.me/espanol>




Syleena Young's Home Learning Code

1. Go to <https://app.seesaw.me> on a computer. Or install the Seesaw **Class App** on an iOS or Android device.



2. Choose "I'm a Student".



3. Scan this code using Seesaw's built-in QR code scanner. Or type in these letters to access your Seesaw account: **RWMU XDNN QFLD ZOJT**



Ask your teacher for a new code after November 24, 2021.

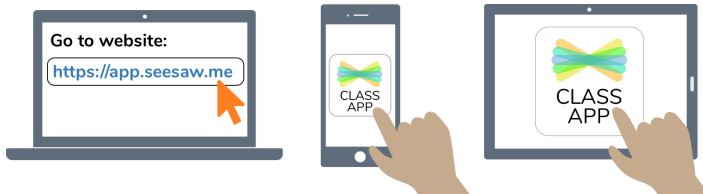
This code is a password. If you have this code, you can access this account. Do not post codes on social media or in any publicly accessible place on the Internet!

Ver las instrucciones en español en: <https://web.seesaw.me/espanol>




Za' Maya Moore's Home Learning Code

1. Go to <https://app.seesaw.me> on a computer. Or install the Seesaw **Class App** on an iOS or Android device.



2. Choose "I'm a Student".



3. Scan this code using Seesaw's built-in QR code scanner. Or type in these letters to access your Seesaw account: **RVNU GCJX YRHR QCRM**



Ask your teacher for a new code after November 24, 2021.

This code is a password. If you have this code, you can access this account. Do not post codes on social media or in any publicly accessible place on the Internet!

Ver las instrucciones en español en: <https://web.seesaw.me/espanol>




Zy-Mar Stevenson's Home Learning Code

1. Go to <https://app.seesaw.me> on a computer. Or install the Seesaw **Class App** on an iOS or Android device.



2. Choose "I'm a Student".



3. Scan this code using Seesaw's built-in QR code scanner. Or type in these letters to access your Seesaw account: **QCXC XXUV EBLT CXBC**



Ask your teacher for a new code after November 24, 2021.

This code is a password. If you have this code, you can access this account. Do not post codes on social media or in any publicly accessible place on the Internet!

Ver las instrucciones en español en: <https://web.seesaw.me/espanol>