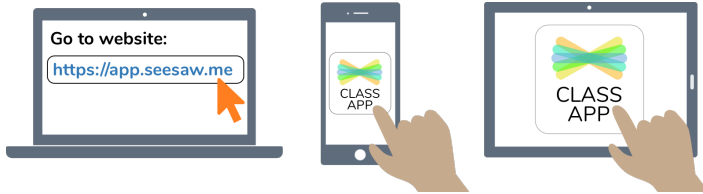





A'Zaria Hemphill-Person's Home Learning Code

1. Go to <https://app.seesaw.me> on a computer. Or install the Seesaw **Class** App on an iOS or Android device.



2. Choose "I'm a Student".



3. Scan this code using Seesaw's built-in QR code scanner. Or type in these letters to access your Seesaw account: **IBVY FPLN WJSI VVGD**



Ask your teacher for a new code after October 20, 2021.

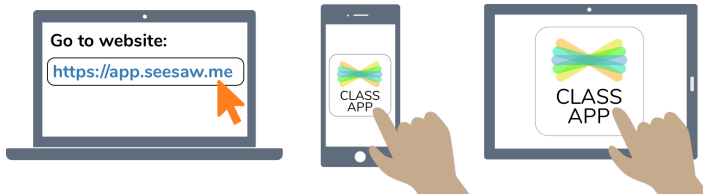
This code is a password. If you have this code, you can access this account. Do not post codes on social media or in any publicly accessible place on the Internet!

Ver las instrucciones en español en: <https://web.seesaw.me/espanol>




Abigale-Hope Sawyer's Home Learning Code

1. Go to <https://app.seesaw.me> on a computer. Or install the Seesaw **Class App** on an iOS or Android device.



2. Choose "I'm a Student".



3. Scan this code using Seesaw's built-in QR code scanner. Or type in these letters to access your Seesaw account: **SJPN IJQO FNAZ EGNK**



Ask your teacher for a new code after October 20, 2021.

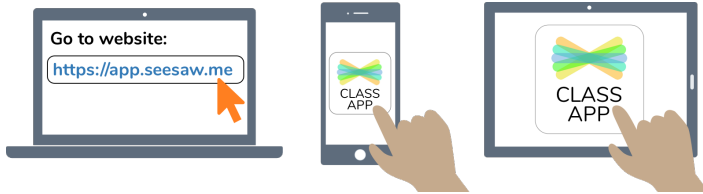
This code is a password. If you have this code, you can access this account. Do not post codes on social media or in any publicly accessible place on the Internet!

Ver las instrucciones en español en: <https://web.seesaw.me/espanol>




Alijah Brownlee's Home Learning Code

1. Go to <https://app.seesaw.me> on a computer. Or install the Seesaw **Class App** on an iOS or Android device.



2. Choose "I'm a Student".



3. Scan this code using Seesaw's built-in QR code scanner. Or type in these letters to access your Seesaw account: **DEWV DQNM XWHT RZGF**



Ask your teacher for a new code after October 20, 2021.

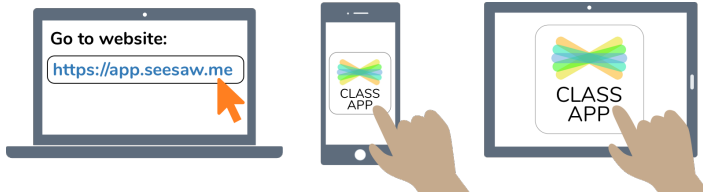
This code is a password. If you have this code, you can access this account. Do not post codes on social media or in any publicly accessible place on the Internet!

Ver las instrucciones en español en: <https://web.seesaw.me/espanol>




Amir Landfair's Home Learning Code

1. Go to <https://app.seesaw.me> on a computer. Or install the Seesaw **Class App** on an iOS or Android device.



2. Choose "I'm a Student".



3. Scan this code using Seesaw's built-in QR code scanner. Or type in these letters to access your Seesaw account: **MWXE AKTK EDKU JFSB**



Ask your teacher for a new code after October 20, 2021.

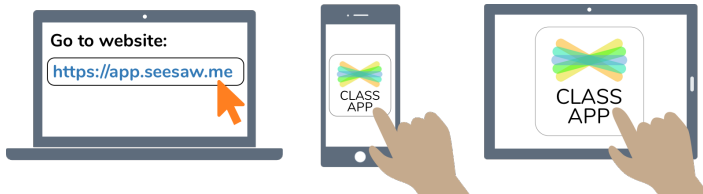
This code is a password. If you have this code, you can access this account. Do not post codes on social media or in any publicly accessible place on the Internet!

Ver las instrucciones en español en: <https://web.seesaw.me/espanol>

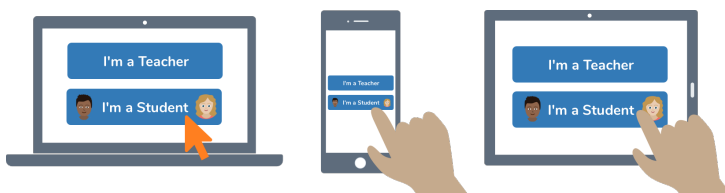


Bryce Collier's Home Learning Code


1. Go to <https://app.seesaw.me> on a computer. Or install the Seesaw **Class App** on an iOS or Android device.



2. Choose "I'm a Student".



3. Scan this code using Seesaw's built-in QR code scanner. Or type in these letters to access your Seesaw account: **ZDDL IOJX RYHA AHDK**



Ask your teacher for a new code after October 20, 2021.

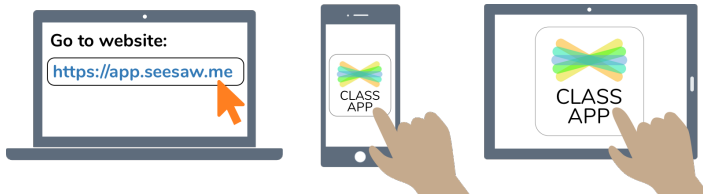
This code is a password. If you have this code, you can access this account. Do not post codes on social media or in any publicly accessible place on the Internet!

Ver las instrucciones en español en: <https://web.seesaw.me/espanol>




Busquaert Sample's Home Learning Code

1. Go to <https://app.seesaw.me> on a computer. Or install the Seesaw **Class** App on an iOS or Android device.



2. Choose "I'm a Student".



3. Scan this code using Seesaw's built-in QR code scanner. Or type in these letters to access your Seesaw account: **BOVS RACM DLCL XZSO**



Ask your teacher for a new code after October 20, 2021.

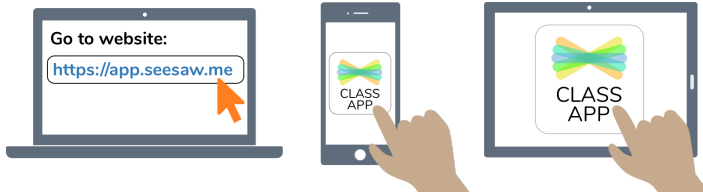
This code is a password. If you have this code, you can access this account. Do not post codes on social media or in any publicly accessible place on the Internet!

Ver las instrucciones en español en: <https://web.seesaw.me/espanol>




Danae' Brooks's Home Learning Code

1. Go to <https://app.seesaw.me> on a computer. Or install the Seesaw **Class App** on an iOS or Android device.



2. Choose "I'm a Student".



3. Scan this code using Seesaw's built-in QR code scanner. Or type in these letters to access your Seesaw account: **RYQW AMAB UAQR HMJZ**



Ask your teacher for a new code after October 20, 2021.

This code is a password. If you have this code, you can access this account. Do not post codes on social media or in any publicly accessible place on the Internet!

Ver las instrucciones en español en: <https://web.seesaw.me/espanol>




Delonte McCarty's Home Learning Code

1. Go to <https://app.seesaw.me> on a computer. Or install the Seesaw **Class** App on an iOS or Android device.



2. Choose "I'm a Student".



3. Scan this code using Seesaw's built-in QR code scanner. Or type in these letters to access your Seesaw account: **ZPPT VRUO ADWI VUCH**



Ask your teacher for a new code after October 20, 2021.

This code is a password. If you have this code, you can access this account. Do not post codes on social media or in any publicly accessible place on the Internet!

Ver las instrucciones en español en: <https://web.seesaw.me/espanol>




Frederick Cunningham's Home Learning Code

1. Go to <https://app.seesaw.me> on a computer. Or install the Seesaw **Class App** on an iOS or Android device.



2. Choose "I'm a Student".



3. Scan this code using Seesaw's built-in QR code scanner. Or type in these letters to access your Seesaw account: **RTWG TDXX QFOW GPUF**



Ask your teacher for a new code after October 20, 2021.

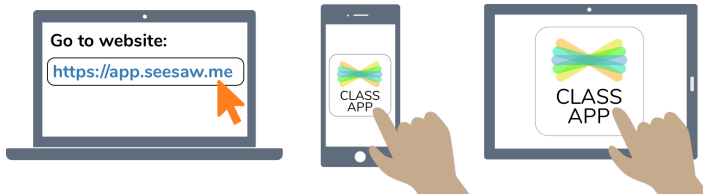
This code is a password. If you have this code, you can access this account. Do not post codes on social media or in any publicly accessible place on the Internet!

Ver las instrucciones en español en: <https://web.seesaw.me/espanol>




Gabriel Zachmann-Andrews's Home Learning Code

1. Go to <https://app.seesaw.me> on a computer. Or install the Seesaw **Class App** on an iOS or Android device.



2. Choose "I'm a Student".



3. Scan this code using Seesaw's built-in QR code scanner. Or type in these letters to access your Seesaw account: **TISM MRED RWCK LKRF**



Ask your teacher for a new code after October 20, 2021.

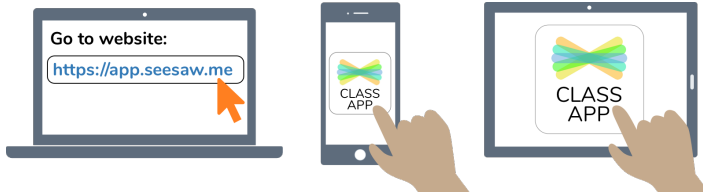
This code is a password. If you have this code, you can access this account. Do not post codes on social media or in any publicly accessible place on the Internet!

Ver las instrucciones en español en: <https://web.seesaw.me/espanol>




Grace Sanders's Home Learning Code

1. Go to <https://app.seesaw.me> on a computer. Or install the Seesaw **Class App** on an iOS or Android device.



2. Choose "I'm a Student".



3. Scan this code using Seesaw's built-in QR code scanner. Or type in these letters to access your Seesaw account: **JLFR CHGS JIJB CNRK**



Ask your teacher for a new code after October 20, 2021.

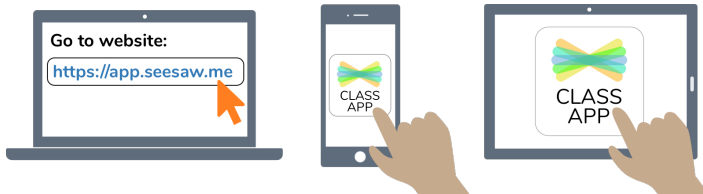
This code is a password. If you have this code, you can access this account. Do not post codes on social media or in any publicly accessible place on the Internet!

Ver las instrucciones en español en: <https://web.seesaw.me/espanol>




Gracie Dudek's Home Learning Code

1. Go to <https://app.seesaw.me> on a computer. Or install the Seesaw **Class App** on an iOS or Android device.



2. Choose "I'm a Student".



3. Scan this code using Seesaw's built-in QR code scanner. Or type in these letters to access your Seesaw account: **ZCRH ZTCH XEWJ RHGR**



Ask your teacher for a new code after October 20, 2021.

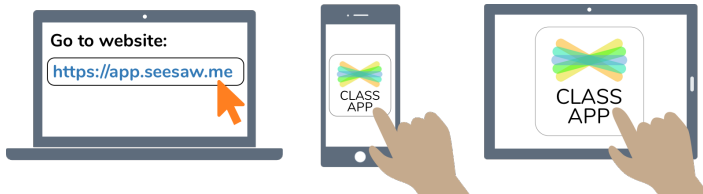
This code is a password. If you have this code, you can access this account. Do not post codes on social media or in any publicly accessible place on the Internet!

Ver las instrucciones en español en: <https://web.seesaw.me/espanol>




Heaven Hines's Home Learning Code


1. Go to <https://app.seesaw.me> on a computer. Or install the Seesaw **Class App** on an iOS or Android device.



2. Choose "I'm a Student".



3. Scan this code using Seesaw's built-in QR code scanner. Or type in these letters to access your Seesaw account: **XZSN VVYN PYBI EJCU**



Ask your teacher for a new code after October 20, 2021.

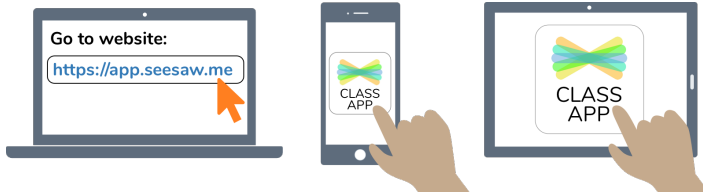
This code is a password. If you have this code, you can access this account. Do not post codes on social media or in any publicly accessible place on the Internet!

Ver las instrucciones en español en: <https://web.seesaw.me/espanol>




Ja'Myia Brown's Home Learning Code

1. Go to <https://app.seesaw.me> on a computer. Or install the Seesaw **Class App** on an iOS or Android device.



2. Choose "I'm a Student".



3. Scan this code using Seesaw's built-in QR code scanner. Or type in these letters to access your Seesaw account: **HLBS EISZ BQJJ WOGW**



Ask your teacher for a new code after October 20, 2021.

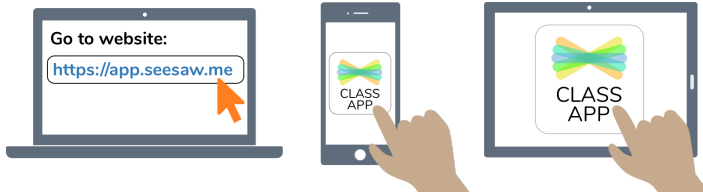
This code is a password. If you have this code, you can access this account. Do not post codes on social media or in any publicly accessible place on the Internet!

Ver las instrucciones en español en: <https://web.seesaw.me/espanol>




Jonathan Evans's Home Learning Code

1. Go to <https://app.seesaw.me> on a computer. Or install the Seesaw **Class App** on an iOS or Android device.



2. Choose "I'm a Student".



3. Scan this code using Seesaw's built-in QR code scanner. Or type in these letters to access your Seesaw account: **EYHE LRYQ QSJY ZESJ**



Ask your teacher for a new code after October 20, 2021.

This code is a password. If you have this code, you can access this account. Do not post codes on social media or in any publicly accessible place on the Internet!

Ver las instrucciones en español en: <https://web.seesaw.me/espanol>




Krishawn Brock's Home Learning Code

1. Go to <https://app.seesaw.me> on a computer. Or install the Seesaw **Class App** on an iOS or Android device.



2. Choose "I'm a Student".



3. Scan this code using Seesaw's built-in QR code scanner. Or type in these letters to access your Seesaw account: **AIYY KEYW VYEY IIGZ**



Ask your teacher for a new code after October 20, 2021.

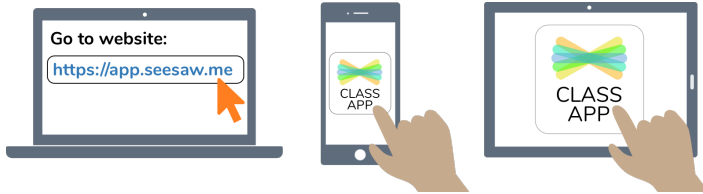
This code is a password. If you have this code, you can access this account. Do not post codes on social media or in any publicly accessible place on the Internet!

Ver las instrucciones en español en: <https://web.seesaw.me/espanol>




Lamar Hendricks's Home Learning Code

1. Go to <https://app.seesaw.me> on a computer. Or install the Seesaw **Class** App on an iOS or Android device.



2. Choose "I'm a Student".



3. Scan this code using Seesaw's built-in QR code scanner. Or type in these letters to access your Seesaw account: **ZYTN UNKI BKLE KKHT**



Ask your teacher for a new code after October 20, 2021.

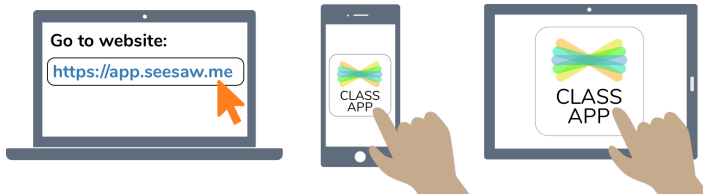
This code is a password. If you have this code, you can access this account. Do not post codes on social media or in any publicly accessible place on the Internet!

Ver las instrucciones en español en: <https://web.seesaw.me/espanol>




Leila Servitto's Home Learning Code

1. Go to <https://app.seesaw.me> on a computer. Or install the Seesaw **Class App** on an iOS or Android device.



2. Choose "I'm a Student".



3. Scan this code using Seesaw's built-in QR code scanner. Or type in these letters to access your Seesaw account: **CWMK QAKT MZCD VGGB**



Ask your teacher for a new code after October 20, 2021.

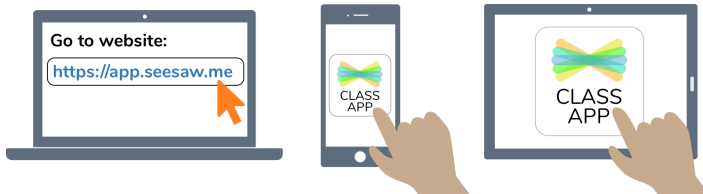
This code is a password. If you have this code, you can access this account. Do not post codes on social media or in any publicly accessible place on the Internet!

Ver las instrucciones en español en: <https://web.seesaw.me/espanol>




Mariah Lifsey's Home Learning Code

1. Go to <https://app.seesaw.me> on a computer. Or install the Seesaw **Class App** on an iOS or Android device.



2. Choose "I'm a Student".



3. Scan this code using Seesaw's built-in QR code scanner. Or type in these letters to access your Seesaw account: **VOSF GCHV UHGP VNYQ**



Ask your teacher for a new code after October 20, 2021.

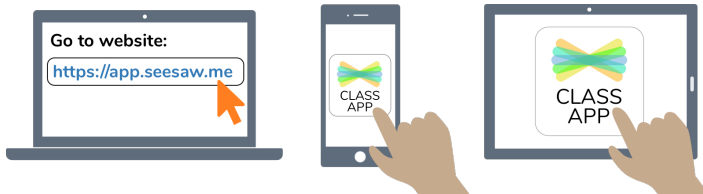
This code is a password. If you have this code, you can access this account. Do not post codes on social media or in any publicly accessible place on the Internet!

Ver las instrucciones en español en: <https://web.seesaw.me/espanol>

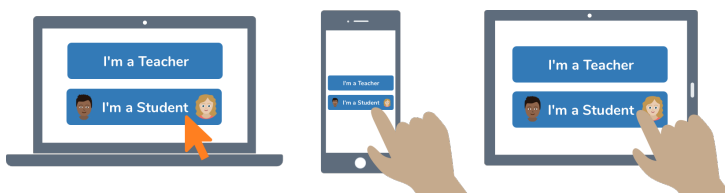


Ramijah Smith-Dixon's Home Learning Code

1. Go to <https://app.seesaw.me> on a computer. Or install the Seesaw **Class App** on an iOS or Android device.



2. Choose "I'm a Student".



3. Scan this code using Seesaw's built-in QR code scanner. Or type in these letters to access your Seesaw account: **QUYH VQYP MUKR MOAX**



Ask your teacher for a new code after October 20, 2021.

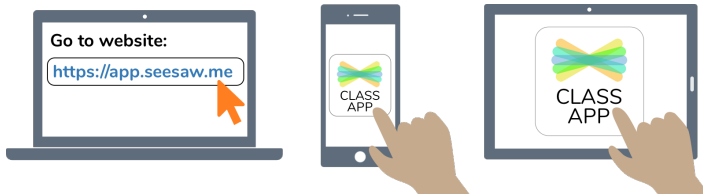
This code is a password. If you have this code, you can access this account. Do not post codes on social media or in any publicly accessible place on the Internet!

Ver las instrucciones en español en: <https://web.seesaw.me/espanol>




Sire Smith's Home Learning Code


1. Go to <https://app.seesaw.me> on a computer. Or install the Seesaw **Class App** on an iOS or Android device.



2. Choose "I'm a Student".



3. Scan this code using Seesaw's built-in QR code scanner. Or type in these letters to access your Seesaw account: **LRCM FOVQ RHQR PMIQ**



Ask your teacher for a new code after October 20, 2021.

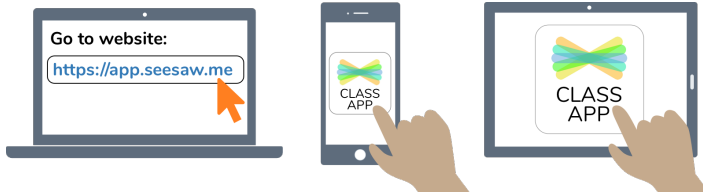
This code is a password. If you have this code, you can access this account. Do not post codes on social media or in any publicly accessible place on the Internet!

Ver las instrucciones en español en: <https://web.seesaw.me/espanol>




Steven Melby's Home Learning Code

1. Go to <https://app.seesaw.me> on a computer. Or install the Seesaw **Class App** on an iOS or Android device.



2. Choose "I'm a Student".



3. Scan this code using Seesaw's built-in QR code scanner. Or type in these letters to access your Seesaw account: **NTYW LABS UNYA JTFF**



Ask your teacher for a new code after October 20, 2021.

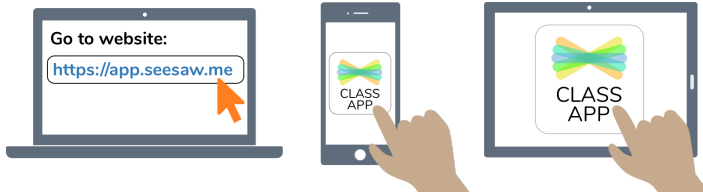
This code is a password. If you have this code, you can access this account. Do not post codes on social media or in any publicly accessible place on the Internet!

Ver las instrucciones en español en: <https://web.seesaw.me/espanol>




Zaniya Smith's Home Learning Code

1. Go to <https://app.seesaw.me> on a computer. Or install the Seesaw **Class App** on an iOS or Android device.



2. Choose "I'm a Student".



3. Scan this code using Seesaw's built-in QR code scanner. Or type in these letters to access your Seesaw account: **BODG TCDD QGZN XCJD**



Ask your teacher for a new code after October 20, 2021.

This code is a password. If you have this code, you can access this account. Do not post codes on social media or in any publicly accessible place on the Internet!

Ver las instrucciones en español en: <https://web.seesaw.me/espanol>