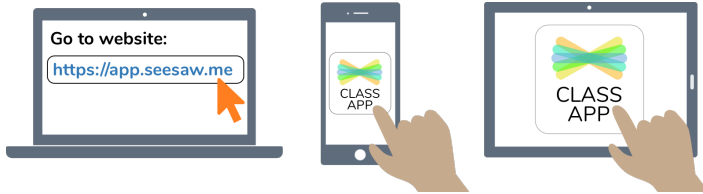





## Aaliyah Catling's Home Learning Code

1. Go to <https://app.seesaw.me> on a computer. Or install the Seesaw **Class App** on an iOS or Android device.



2. Choose "I'm a Student".



3. Scan this code using Seesaw's built-in QR code scanner. Or type in these letters to access your Seesaw account: **NSXN OTKY AKPC GXVR**



Ask your teacher for a new code after October 20, 2021.

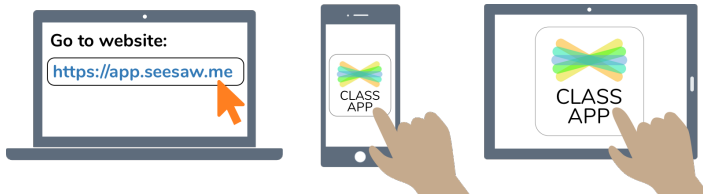
**This code is a password. If you have this code, you can access this account. Do not post codes on social media or in any publicly accessible place on the Internet!**

Ver las instrucciones en español en: <https://web.seesaw.me/espanol>




## Alahna Sharp-Smith's Home Learning Code

1. Go to <https://app.seesaw.me> on a computer. Or install the Seesaw **Class** App on an iOS or Android device.



2. Choose "I'm a Student".



3. Scan this code using Seesaw's built-in QR code scanner. Or type in these letters to access your Seesaw account: **XBCX NKDW VWZV TDPA**



Ask your teacher for a new code after October 20, 2021.

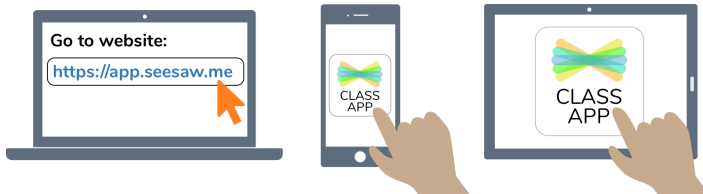
**This code is a password. If you have this code, you can access this account. Do not post codes on social media or in any publicly accessible place on the Internet!**

Ver las instrucciones en español en: <https://web.seesaw.me/espanol>

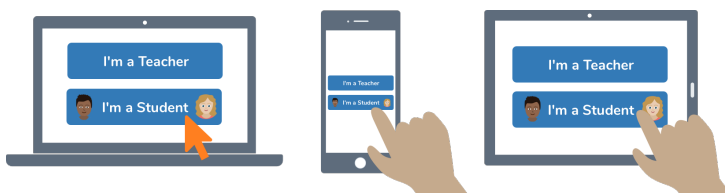


## Andra Jones's Home Learning Code

1. Go to <https://app.seesaw.me> on a computer. Or install the Seesaw **Class App** on an iOS or Android device.



2. Choose "I'm a Student".



3. Scan this code using Seesaw's built-in QR code scanner. Or type in these letters to access your Seesaw account: **TWNW JEFD PWMV UXWM**



Ask your teacher for a new code after October 20, 2021.

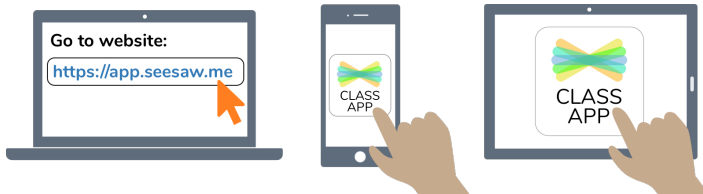
**This code is a password. If you have this code, you can access this account. Do not post codes on social media or in any publicly accessible place on the Internet!**

Ver las instrucciones en español en: <https://web.seesaw.me/espanol>

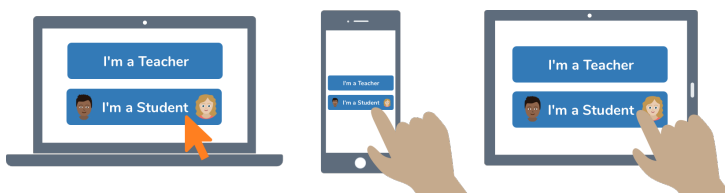


## Andrew Hammonds's Home Learning Code

1. Go to <https://app.seesaw.me> on a computer. Or install the Seesaw **Class** App on an iOS or Android device.



2. Choose "I'm a Student".



3. Scan this code using Seesaw's built-in QR code scanner. Or type in these letters to access your Seesaw account: **IYDR DTSE EKNQ BNJC**



Ask your teacher for a new code after October 20, 2021.

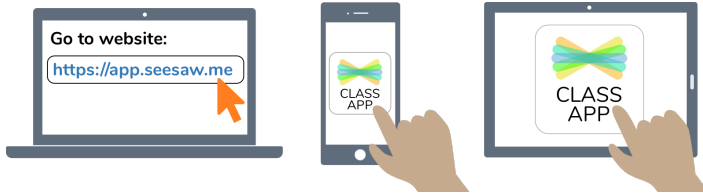
**This code is a password. If you have this code, you can access this account. Do not post codes on social media or in any publicly accessible place on the Internet!**

Ver las instrucciones en español en: <https://web.seesaw.me/espanol>




## Ariel Richardson's Home Learning Code

1. Go to <https://app.seesaw.me> on a computer. Or install the Seesaw **Class App** on an iOS or Android device.



2. Choose "I'm a Student".



3. Scan this code using Seesaw's built-in QR code scanner. Or type in these letters to access your Seesaw account: **ZRML QRET FUTL LVGG**



Ask your teacher for a new code after October 20, 2021.

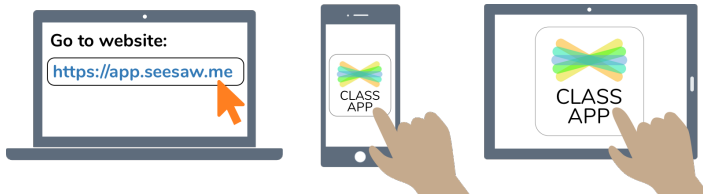
**This code is a password. If you have this code, you can access this account. Do not post codes on social media or in any publicly accessible place on the Internet!**

Ver las instrucciones en español en: <https://web.seesaw.me/espanol>




## Bella Jones's Home Learning Code

1. Go to <https://app.seesaw.me> on a computer. Or install the Seesaw **Class** App on an iOS or Android device.



2. Choose "I'm a Student".



3. Scan this code using Seesaw's built-in QR code scanner. Or type in these letters to access your Seesaw account: **HKRQ GGND CSSP CLOU**



Ask your teacher for a new code after October 20, 2021.

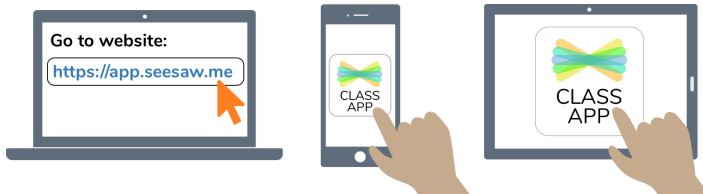
**This code is a password. If you have this code, you can access this account. Do not post codes on social media or in any publicly accessible place on the Internet!**

Ver las instrucciones en español en: <https://web.seesaw.me/espanol>

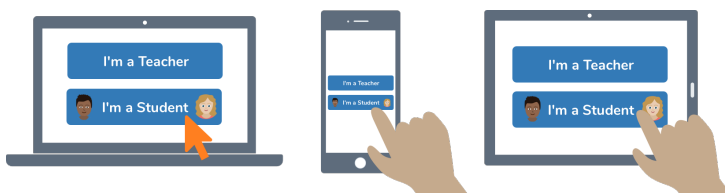


## Daniel Hercules Moreno's Home Learning Code

1. Go to <https://app.seesaw.me> on a computer. Or install the Seesaw **Class App** on an iOS or Android device.



2. Choose "I'm a Student".



3. Scan this code using Seesaw's built-in QR code scanner. Or type in these letters to access your Seesaw account: **NUUR TNEH ZSMZ PVIH**



Ask your teacher for a new code after October 20, 2021.

**This code is a password. If you have this code, you can access this account. Do not post codes on social media or in any publicly accessible place on the Internet!**

Ver las instrucciones en español en: <https://web.seesaw.me/espanol>




## Darius Turner's Home Learning Code

1. Go to <https://app.seesaw.me> on a computer. Or install the Seesaw **Class App** on an iOS or Android device.



2. Choose "I'm a Student".



3. Scan this code using Seesaw's built-in QR code scanner. Or type in these letters to access your Seesaw account: **WVVV WFYA PHOV XXCR**



Ask your teacher for a new code after October 20, 2021.

**This code is a password. If you have this code, you can access this account. Do not post codes on social media or in any publicly accessible place on the Internet!**

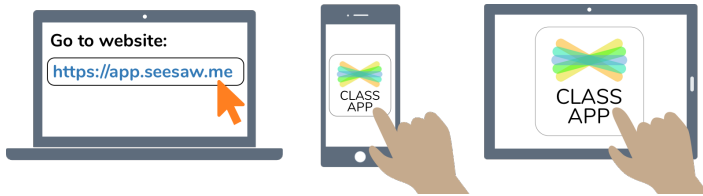
Ver las instrucciones en español en: <https://web.seesaw.me/espanol>






## Davion Redding's Home Learning Code

1. Go to <https://app.seesaw.me> on a computer. Or install the Seesaw **Class App** on an iOS or Android device.



2. Choose "I'm a Student".



3. Scan this code using Seesaw's built-in QR code scanner. Or type in these letters to access your Seesaw account: **NFEA GWQI WFLK KOJJ**



Ask your teacher for a new code after October 20, 2021.

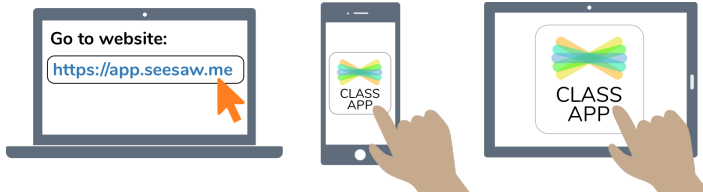
**This code is a password. If you have this code, you can access this account. Do not post codes on social media or in any publicly accessible place on the Internet!**

Ver las instrucciones en español en: <https://web.seesaw.me/espanol>




## Drakaria Bartram's Home Learning Code

1. Go to <https://app.seesaw.me> on a computer. Or install the Seesaw **Class App** on an iOS or Android device.



2. Choose "I'm a Student".



3. Scan this code using Seesaw's built-in QR code scanner. Or type in these letters to access your Seesaw account: **IGZC ZRJX EETS BEJH**



Ask your teacher for a new code after October 20, 2021.

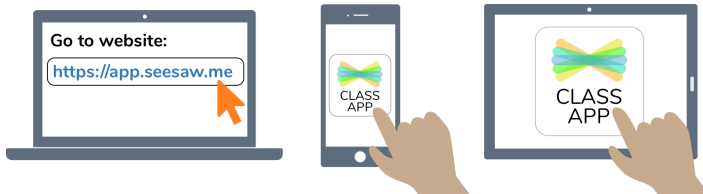
**This code is a password. If you have this code, you can access this account. Do not post codes on social media or in any publicly accessible place on the Internet!**

Ver las instrucciones en español en: <https://web.seesaw.me/espanol>




## Fa'Carie Smith's Home Learning Code

1. Go to <https://app.seesaw.me> on a computer. Or install the Seesaw **Class App** on an iOS or Android device.



2. Choose "I'm a Student".



3. Scan this code using Seesaw's built-in QR code scanner. Or type in these letters to access your Seesaw account: **TDQG GNJZ MCXI BXAI**



Ask your teacher for a new code after October 20, 2021.

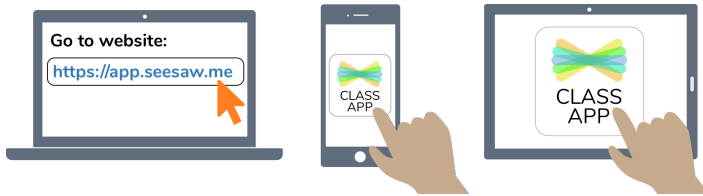
**This code is a password. If you have this code, you can access this account. Do not post codes on social media or in any publicly accessible place on the Internet!**

Ver las instrucciones en español en: <https://web.seesaw.me/espanol>




## Felton Alford's Home Learning Code

1. Go to <https://app.seesaw.me> on a computer. Or install the Seesaw **Class App** on an iOS or Android device.



2. Choose "I'm a Student".



3. Scan this code using Seesaw's built-in QR code scanner. Or type in these letters to access your Seesaw account: **EWRS TNFG QZWM VOQD**



Ask your teacher for a new code after October 20, 2021.

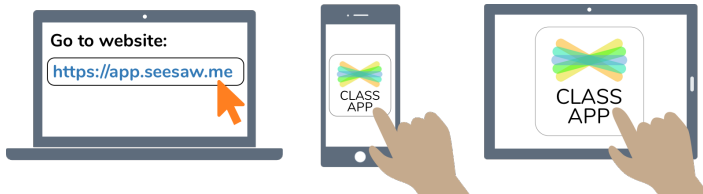
**This code is a password. If you have this code, you can access this account. Do not post codes on social media or in any publicly accessible place on the Internet!**

Ver las instrucciones en español en: <https://web.seesaw.me/espanol>




## Harmoni Baldridge's Home Learning Code


1. Go to <https://app.seesaw.me> on a computer. Or install the Seesaw **Class App** on an iOS or Android device.



2. Choose "I'm a Student".



3. Scan this code using Seesaw's built-in QR code scanner. Or type in these letters to access your Seesaw account: **NHQZ LEFW YFBU EQAM**



Ask your teacher for a new code after October 20, 2021.

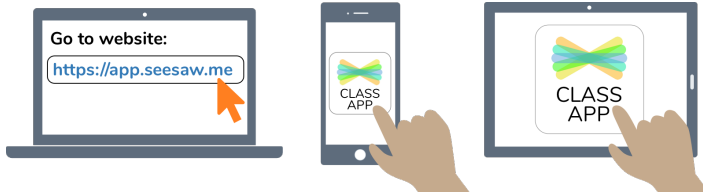
**This code is a password. If you have this code, you can access this account. Do not post codes on social media or in any publicly accessible place on the Internet!**

Ver las instrucciones en español en: <https://web.seesaw.me/espanol>




## Henry Manning III's Home Learning Code

1. Go to <https://app.seesaw.me> on a computer. Or install the Seesaw **Class App** on an iOS or Android device.



2. Choose "I'm a Student".



3. Scan this code using Seesaw's built-in QR code scanner. Or type in these letters to access your Seesaw account: **QSPE SSPC EHAW GXRH**



Ask your teacher for a new code after October 20, 2021.

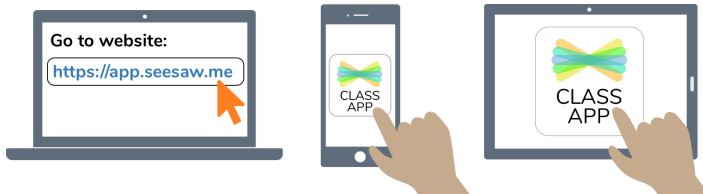
**This code is a password. If you have this code, you can access this account. Do not post codes on social media or in any publicly accessible place on the Internet!**

Ver las instrucciones en español en: <https://web.seesaw.me/espanol>

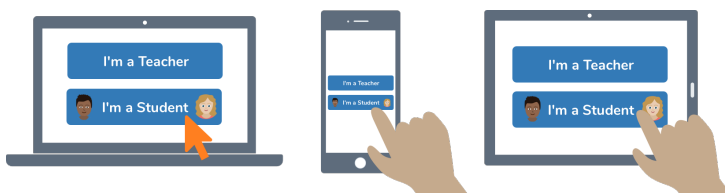


## JyNayla Fletcher's Home Learning Code

1. Go to <https://app.seesaw.me> on a computer. Or install the Seesaw **Class** App on an iOS or Android device.



2. Choose "I'm a Student".



3. Scan this code using Seesaw's built-in QR code scanner. Or type in these letters to access your Seesaw account: **BLWY PRHE ZSMM FVTN**



Ask your teacher for a new code after October 20, 2021.

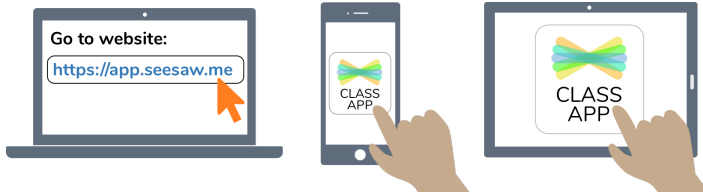
**This code is a password. If you have this code, you can access this account. Do not post codes on social media or in any publicly accessible place on the Internet!**

Ver las instrucciones en español en: <https://web.seesaw.me/espanol>




## Kaylee Green's Home Learning Code

1. Go to <https://app.seesaw.me> on a computer. Or install the Seesaw **Class App** on an iOS or Android device.



2. Choose "I'm a Student".



3. Scan this code using Seesaw's built-in QR code scanner. Or type in these letters to access your Seesaw account: **DBCM TZEN MHZL FHOE**



Ask your teacher for a new code after October 20, 2021.

**This code is a password. If you have this code, you can access this account. Do not post codes on social media or in any publicly accessible place on the Internet!**

Ver las instrucciones en español en: <https://web.seesaw.me/espanol>





## Logan Conroy's Home Learning Code

1. Go to <https://app.seesaw.me> on a computer. Or install the Seesaw **Class App** on an iOS or Android device.



2. Choose "I'm a Student".



3. Scan this code using Seesaw's built-in QR code scanner. Or type in these letters to access your Seesaw account: **PZDZ UBWX AMKC HOSB**



Ask your teacher for a new code after October 20, 2021.

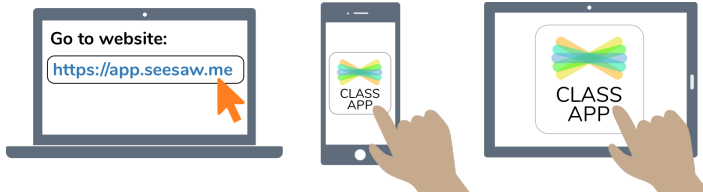
**This code is a password. If you have this code, you can access this account. Do not post codes on social media or in any publicly accessible place on the Internet!**

Ver las instrucciones en español en: <https://web.seesaw.me/espanol>




## Makenzie Hampton's Home Learning Code

1. Go to <https://app.seesaw.me> on a computer. Or install the Seesaw **Class App** on an iOS or Android device.



2. Choose "I'm a Student".



3. Scan this code using Seesaw's built-in QR code scanner. Or type in these letters to access your Seesaw account: **VQOX AXAQ BEOC XSYU**



Ask your teacher for a new code after October 20, 2021.

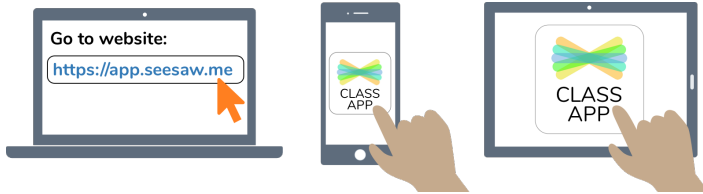
**This code is a password. If you have this code, you can access this account. Do not post codes on social media or in any publicly accessible place on the Internet!**

Ver las instrucciones en español en: <https://web.seesaw.me/espanol>




## McCaiden Flakes's Home Learning Code

1. Go to <https://app.seesaw.me> on a computer. Or install the Seesaw **Class** App on an iOS or Android device.



2. Choose "I'm a Student".



3. Scan this code using Seesaw's built-in QR code scanner. Or type in these letters to access your Seesaw account: **VZXA MNUF SVHA QCVS**



Ask your teacher for a new code after October 20, 2021.

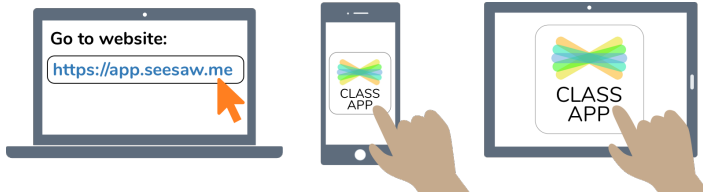
**This code is a password. If you have this code, you can access this account. Do not post codes on social media or in any publicly accessible place on the Internet!**

Ver las instrucciones en español en: <https://web.seesaw.me/espanol>




## Michael Dudzinski's Home Learning Code

1. Go to <https://app.seesaw.me> on a computer. Or install the Seesaw **Class** App on an iOS or Android device.



2. Choose "I'm a Student".



3. Scan this code using Seesaw's built-in QR code scanner. Or type in these letters to access your Seesaw account: **WUQX FSYN FTDW QMAW**



Ask your teacher for a new code after October 20, 2021.

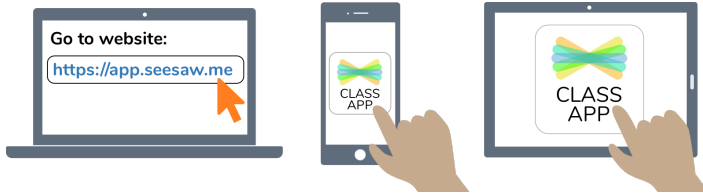
**This code is a password. If you have this code, you can access this account. Do not post codes on social media or in any publicly accessible place on the Internet!**

Ver las instrucciones en español en: <https://web.seesaw.me/espanol>




## Mitchell Judson's Home Learning Code


1. Go to <https://app.seesaw.me> on a computer. Or install the Seesaw **Class App** on an iOS or Android device.



2. Choose "I'm a Student".



3. Scan this code using Seesaw's built-in QR code scanner. Or type in these letters to access your Seesaw account: **BBEI LPFG TJLQ HBCG**



Ask your teacher for a new code after October 20, 2021.

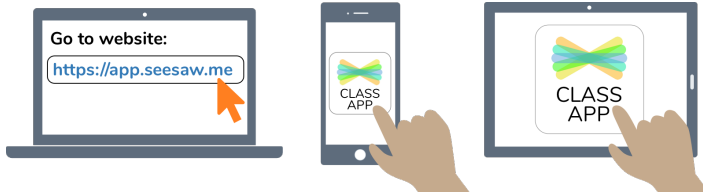
**This code is a password. If you have this code, you can access this account. Do not post codes on social media or in any publicly accessible place on the Internet!**

Ver las instrucciones en español en: <https://web.seesaw.me/espanol>




## Paris Seldon's Home Learning Code

1. Go to <https://app.seesaw.me> on a computer. Or install the Seesaw **Class App** on an iOS or Android device.



2. Choose "I'm a Student".



3. Scan this code using Seesaw's built-in QR code scanner. Or type in these letters to access your Seesaw account: **NZJN YMYC URMT LFDT**



Ask your teacher for a new code after October 20, 2021.

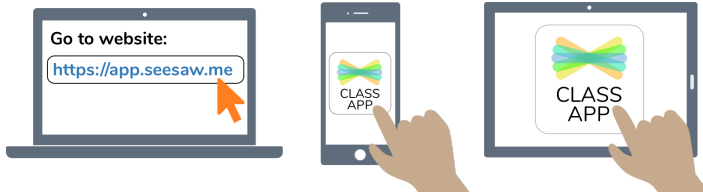
**This code is a password. If you have this code, you can access this account. Do not post codes on social media or in any publicly accessible place on the Internet!**

Ver las instrucciones en español en: <https://web.seesaw.me/espanol>




## Shawn Nickelberry-Bey's Home Learning Code

1. Go to <https://app.seesaw.me> on a computer. Or install the Seesaw **Class** App on an iOS or Android device.



2. Choose "I'm a Student".



3. Scan this code using Seesaw's built-in QR code scanner. Or type in these letters to access your Seesaw account: **RCCR MFDH ARTA JANF**



Ask your teacher for a new code after October 20, 2021.

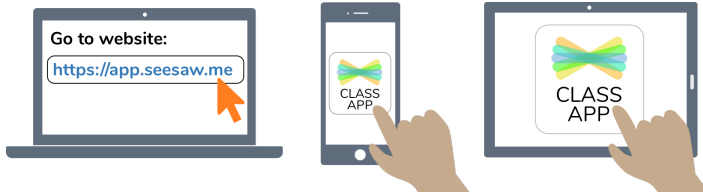
**This code is a password. If you have this code, you can access this account. Do not post codes on social media or in any publicly accessible place on the Internet!**

Ver las instrucciones en español en: <https://web.seesaw.me/espanol>




## Tristen Robinson's Home Learning Code

1. Go to <https://app.seesaw.me> on a computer. Or install the Seesaw **Class** App on an iOS or Android device.



2. Choose "I'm a Student".



3. Scan this code using Seesaw's built-in QR code scanner. Or type in these letters to access your Seesaw account: **OPPA VQNA BXHE CSIW**



Ask your teacher for a new code after October 20, 2021.

**This code is a password. If you have this code, you can access this account. Do not post codes on social media or in any publicly accessible place on the Internet!**

Ver las instrucciones en español en: <https://web.seesaw.me/espanol>